

APPENDICES:
DETAILED RESULTS



The State of Children's Rights and Business 2019:

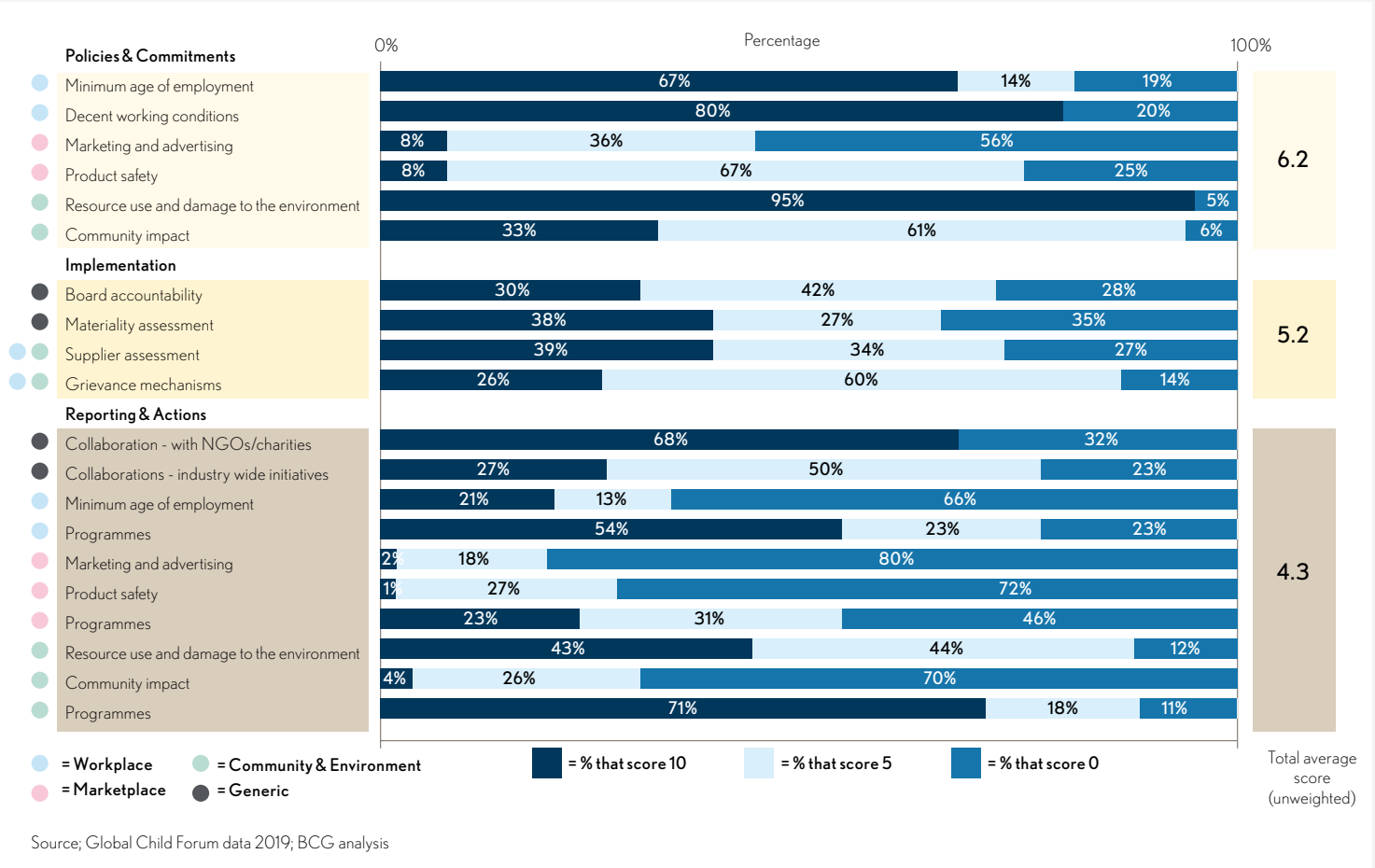
From Promise to Practice

In collaboration with:

BCG

1. Detailed indicator results

(share of companies scoring 0-5-10)



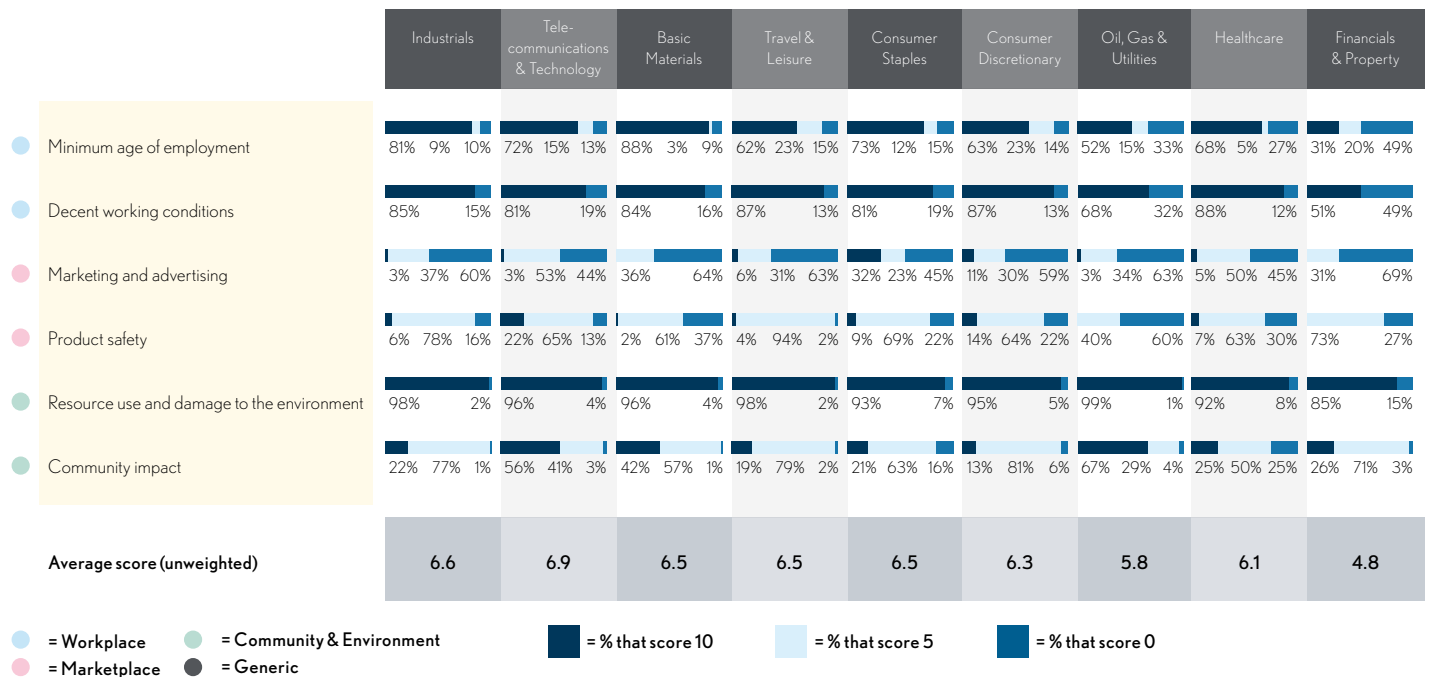
2. Detailed indicator results (average scores): Industries

	Basic Materials	Consumer Discretionary	Consumer Staples	Financials & property	FP w/o MENA	Healthcare	Tele-communications & Technology	Industrials	Oil, Gas & Utilities	Travel & Leisure	
Policies & Commitments											
● Minimum age of employment	8.9	7.3	7.7	3.9	6.4	7.0	7.9	8.5	5.9	7.2	6.2
● Decent working conditions	8.4	8.6	8.1	4.9	6.9	8.8	8.1	8.5	6.7	8.7	
● Marketing and advertising	1.8	2.5	4.3	1.5	2.2	2.9	2.7	2.2	2.0	2.0	
● Product safety	3.1	4.5	4.3	3.6	4.4	3.8	5.3	4.4	2.0	5.0	
● Resource use and damage to the environment	9.6	9.5	9.3	8.5	9.4	9.3	9.6	9.8	9.9	9.8	
● Community impact	6.9	5.3	5.1	6.1	6.9	5.0	7.6	6.0	8.2	5.9	
Implementation											
● Board accountability	4.8	4.3	4.7	2.8	4.5	5.9	4.6	6.7	5.3	6.1	5.2
● Materiality assessment	4.9	4.3	5.5	4.2	5.5	4.3	6.3	5.5	5.1	5.0	
● Supplier assessment	6.0	6.0	5.5	3.8	5.8	5.1	6.1	6.4	3.9	5.5	
● Grievance mechanisms	6.3	5.4	5.4	4.3	6.1	5.1	5.4	6.7	5.5	5.3	
Reporting & Actions											
● Collaboration - with NGOs/charities	5.9	7.1	6.1	7.5	8.4	6.5	6.2	7.6	5.1	8.5	4.3
● Collaborations - industry wide initiatives	5.0	4.6	5.9	5.1	5.6	4.6	6.0	4.8	4.7	4.6	
● Minimum age of employment	3.9	2.5	2.7	2.4	3.1	1.3	2.7	2.5	2.8	1.5	
● Programmes	5.9	6.4	6.5	5.3	6.9	4.9	7.8	6.1	8.2	6.6	
● Marketing and advertising	1.0	0.9	1.7	1.2	1.6	0.6	1.0	1.0	1.1	0.5	
● Product safety	1.5	1.2	1.8	1.4	1.6	0.9	1.8	0.9	1.4	1.7	
● Programmes	1.3	3.8	5.2	5.3	6.7	3.4	4.3	3.8	1.5	5.9	
● Resource use and damage to the environment	7.0	6.6	6.2	5.1	7.2	6.5	7.2	7.1	5.9	6.3	
● Community impact	2.3	0.8	1.6	0.8	0.8	0.5	2.7	1.0	3.1	1.2	
● Programmes	8.5	6.9	7.2	7.2	8.3	6.6	8.5	8.9	8.4	8.0	
<p>● = Workplace ● = Community & Environment ● = Marketplace ● = Generic</p> <p>Source; Global Child Forum data 2019; BCG analysis</p>											
											Total average score (unweighted)

3. Detailed indicator results

(share of companies scoring 0-5-10): Industries

Policies & Commitments

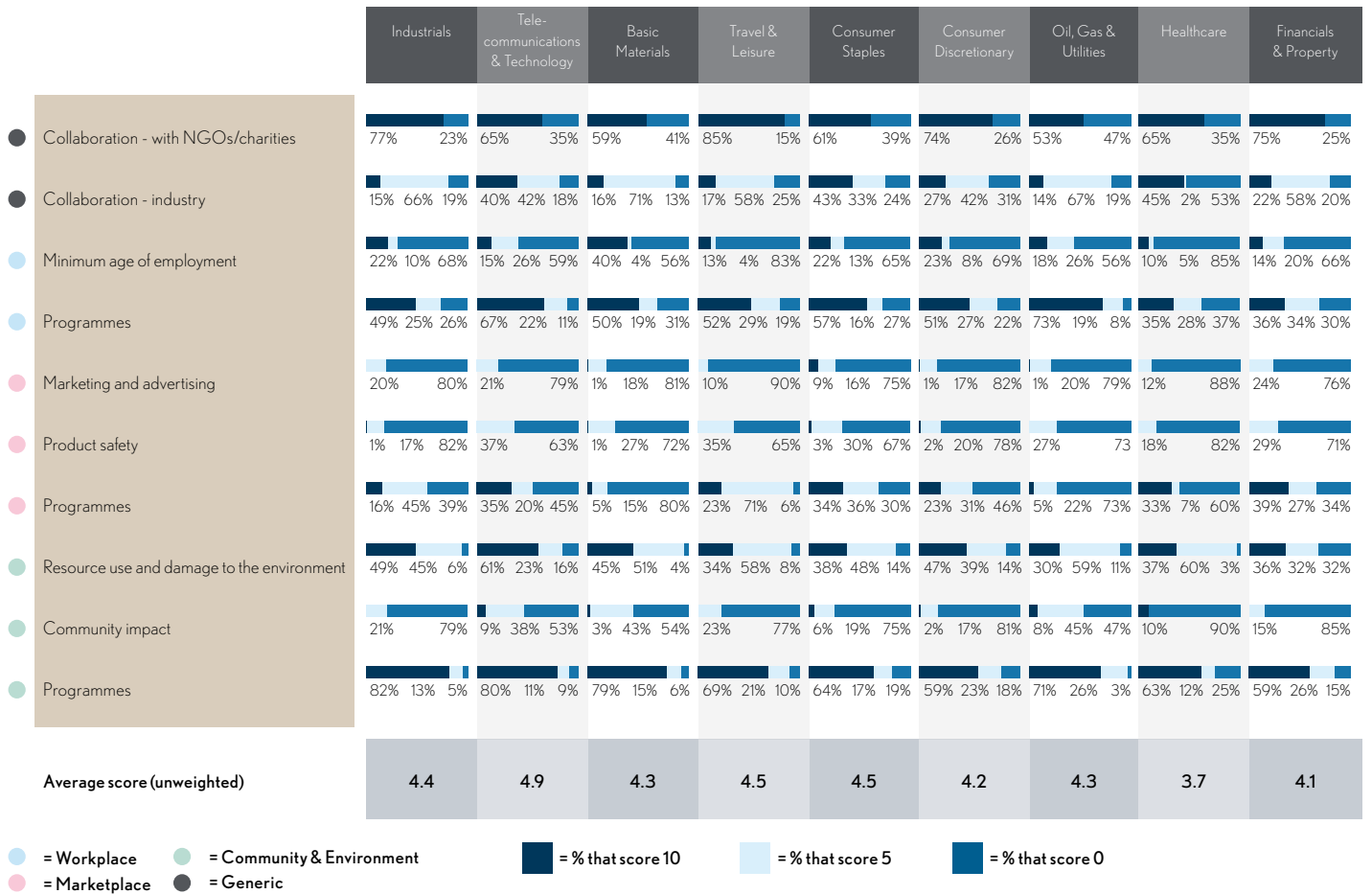


Source: Global Child Forum data 2019; BCG analysis

Implementation



Reporting & Actions

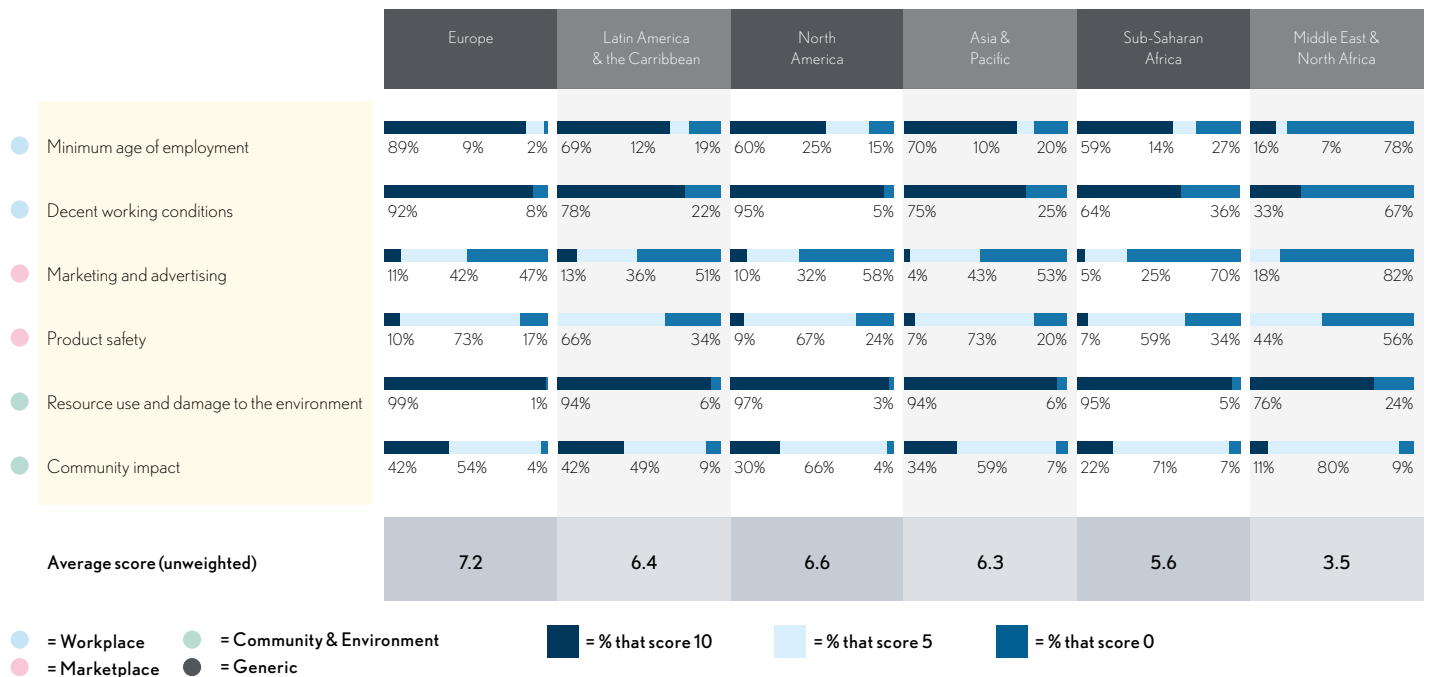


Source: Global Child Forum data 2019; BCG analysis

4. Detailed indicator results

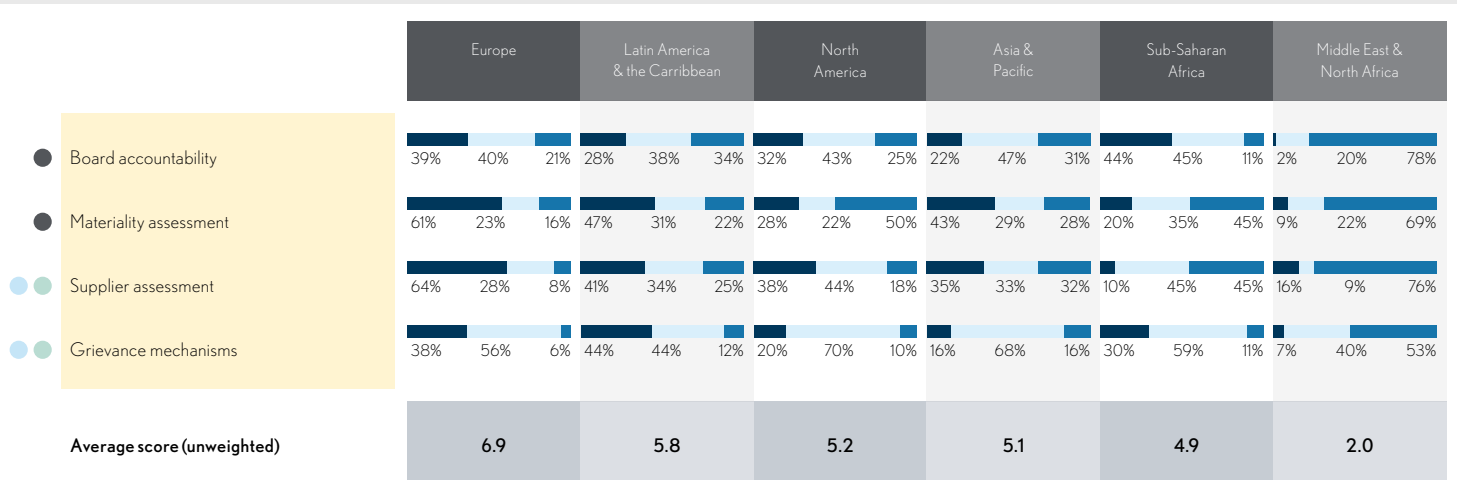
(share of companies scoring 0-5-10): Regions

Policies & commitments



Source; Global Child For data 2019; BCG analysis

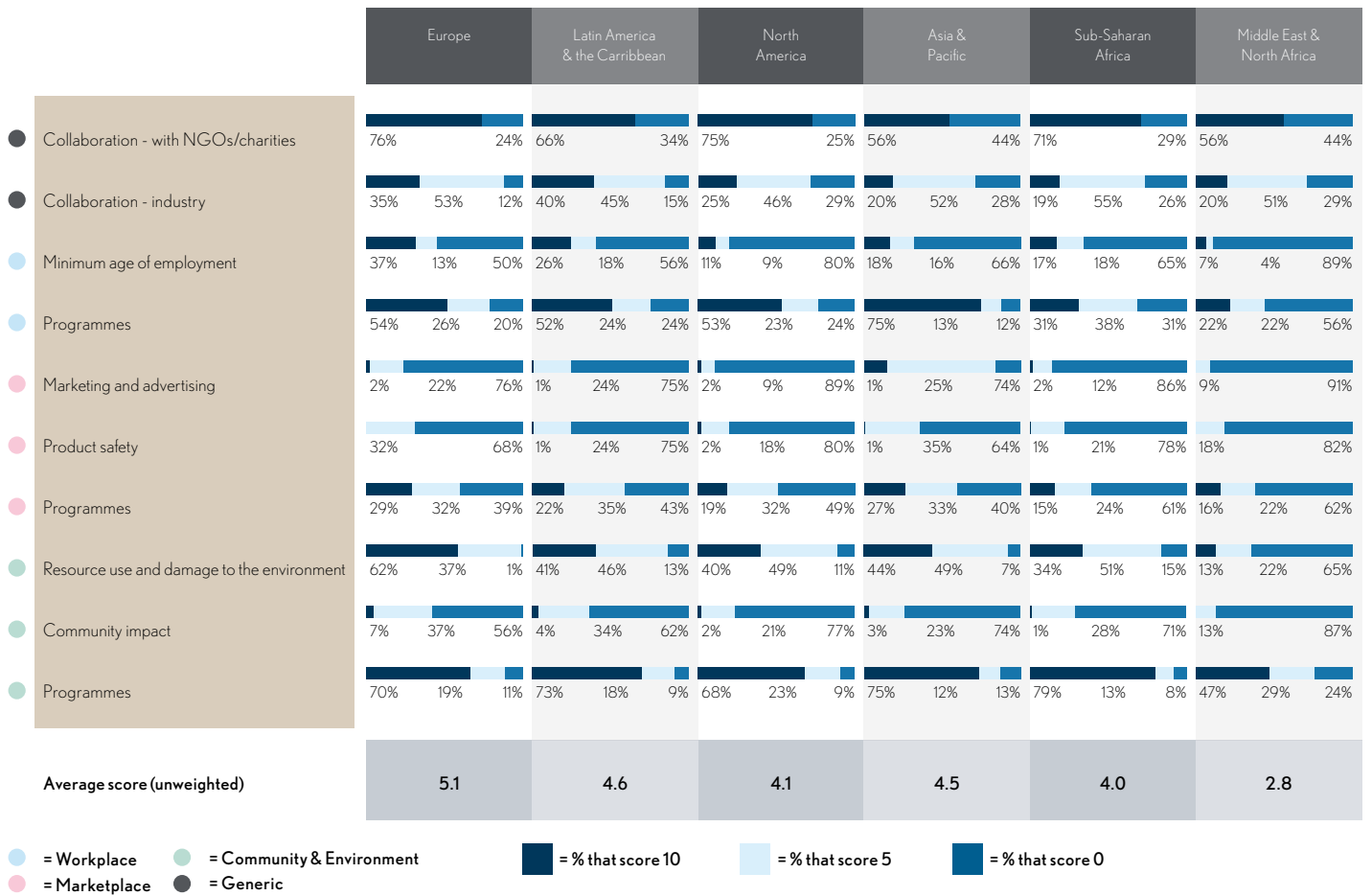
Implementation



● = Workplace ● = Community & Environment ■ = % that score 10 ■ = % that score 5 ■ = % that score 0
● = Marketplace ● = Generic

Source; Global Child Forum data 2019; BCG analysis

Reporting & Actions



Source; Global Child Forum data 2019; BCG analysis